



DEFINITE PURPOSE CONTACTORS

FASCO MODEL	POLE	F/L IND. AMPS	LOCKED ROTOR AMPS 240/480/600	RES. AMPS	COIL AC VOLTS	COIL VA INRUSH 60 HZ	COIL VA SEALED 60 HZ	COIL VA INRUSH 50 HZ	COIL VA SEALED 50 HZ	HP 120V 1 PH	HP 208V 1 PH	HP 240V 1 PH	HP 208V 3 PH	HP 240V 3 PH	HP 480V 3 PH	HP 600V 3 PH	FIG.
H330A	3	30	180/150/120	40	24	60	6	65	7.5	2	—	5	—	10	15	20	A
H330B	3	30	180/150/120	40	120	60	6	65	7.5	2	—	5	—	10	15	20	A
H330C	3	30	180/150/120	40	208/240	60	6	65	7.5	2	—	5	—	10	15	20	A
H340A	3	40	240/200/160	50	24	60	6	65	7.5	3	—	3	—	10	20	25	B
H340B	3	40	240/200/160	50	120	60	6	65	7.5	3	—	3	—	10	20	25	B
H340C	3	40	240/200/160	50	208/240	60	6	65	7.5	3	—	3	—	10	20	25	B
H350A	3	50	300/250/200	65	24	120	16	129	17.5	3	7.5	7.5	15	15	25	25	C
H350B	3	50	300/250/200	65	120	120	16	129	17.5	3	7.5	7.5	15	15	25	25	C
H350C	3	50	300/250/200	65	208/240	125	16	129	17.5	3	7.5	7.5	15	15	25	25	C
H360A	3	60	360/300/240	75	24	120	16	129	17.5	5	7.5	7.5	25	25	30	30	C
H360B	3	60	360/300/240	75	120	120	16	129	17.5	5	7.5	7.5	25	25	30	30	C
H360C	3	60	360/300/240	75	208/240	125	16	129	17.5	5	7.5	7.5	25	25	30	30	C
H375AC	3	75	450/375/300	93	24	240	27	285	42	5	15	15	25	25	40	40	C
H375BC	3	75	450/375/300	93	120	240	27	285	42	5	15	15	25	25	40	40	D
H375CC	3	75	450/375/300	93	208/240	240	27	285	42	5	15	15	25	25	40	40	D
H390AC	3	90	540/450/360	120	24	240	27	285	42	7.5	20	20	30	30	50	50	D
H390BC	3	90	540/450/360	120	120	240	27	285	42	7.5	20	20	30	30	50	50	D
H390CC	3	90	540/450/360	120	208/240	240	27	285	42	7.5	20	20	30	30	50	50	D
H430A	4	30	180/150/120	40	24	60	6	65	7.5	2	—	5	—	10	15	—	E
H430B	4	30	180/150/120	40	120	60	6	65	7.5	2	—	5	—	10	15	—	E
H430C	4	30	180/150/120	40	208/240	60	6	65	7.5	2	—	5	—	10	15	—	E
H440A	4	40	240/200/160	50	24	60	6	65	7.5	3	—	7.5	—	10	20	—	F
H440B	4	40	240/200/160	50	120	60	6	65	7.5	3	—	7.5	—	10	20	—	F
H440C	4	40	240/200/160	50	208/240	60	6	65	7.5	3	—	7.5	—	10	20	—	F

REVERSING CONTACTORS

FASCO MODEL	POLE	F/L IND. AMPS	LOCKED ROTOR AMPS 240/480/600	RES. AMPS	COIL AC VOLTS	COIL VA INRUSH 60 HZ	COIL VA SEALED 60 HZ	COIL VA INRUSH 50 HZ	COIL VA SEALED 50 HZ	HP 120V 1 PH	HP 208V 1 PH	HP 240V 1 PH	HP 208V 3 PH	HP 240V 3 PH	HP 480V 3 PH	HP 600V 3 PH	FIG.
H3R30A	3	30	180/150/120	40	24	60	6	65	7.5	—	—	—	—	10	15	20	G
H3R30B	3	30	180/150/120	40	120	60	6	65	7.5	—	—	—	—	10	15	20	G
H3R30C	3	30	180/150/120	40	208/240	60	6	65	7.5	—	—	—	—	10	15	20	G




FIG. A H330A, H330B, H330C


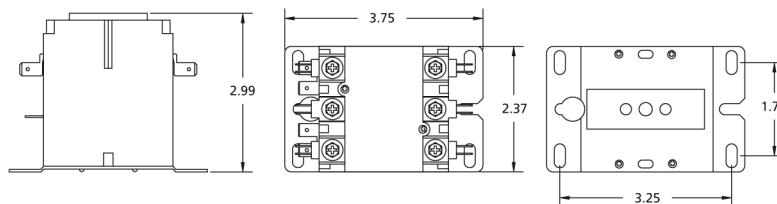


FIG. A H340A, H340B, H340C

REPLACEMENT PARTS

FASCO MODEL	POLE	USE AUX. SWITCH	FIG.
H330A	3	H6S or H7S	A
H330B	3	H6S or H7S	A
H330C	3	H6S or H7S	A
H340A	3	H6S or H7S	B
H340B	3	H6S or H7S	B
H340C	3	H6S or H7S	B
H350A	3	H6S or H7S	C
H350B	3	H6S or H7S	C
H350C	3	H6S or H7S	C
H360A	3	H6S or H7S	C
H360B	3	H6S or H7S	C
H360C	3	H6S or H7S	C
H375AC	3	H9S	D
H375BC	3	H9S	D
H375CC	3	H9S	D
H390AC	3	H9S	D
H390BC	3	H9S	D
H390CC	3	H9S	D
H430A	4	H6S or H7S	E
H430B	4	H6S or H7S	E
H430C	4	H6S or H7S	E
H440A	4	H6S or H7S	A
H440B	4	H6S or H7S	A
H440C	4	H6S or H7S	A
H3R30A	3	H6S or H7S	G
H3R30B	3	H6S or H7S	G
H3R30C	3	H6S or H7S	G

- 30 Amp - Screws and quick connect terminals.
- 40 Amp - Lugs and quick connect terminals.
- 50/60 Amp - Lugs and quick connect terminals.
- 75/90 - Lugs and quick connect terminals.

AUXILIARY SWITCHES

FASCO MODEL	TYPE	FIG.
H6S	SPDT	H
H7S	DUAL SPDT	I
H9S	SPDT	J

- 10 Amp @ 1/3 HP, 125 or 250 VAC.
- 1/2 Amp @ 125 VDC.
- 1/4 Amp @ 250 VDC.

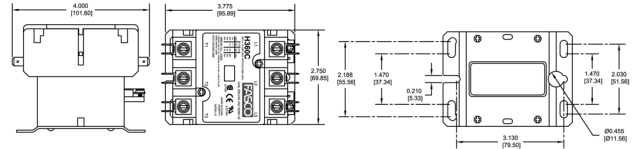



FIG. C H350A, H350B, H350C, H360A, H360B, H360C

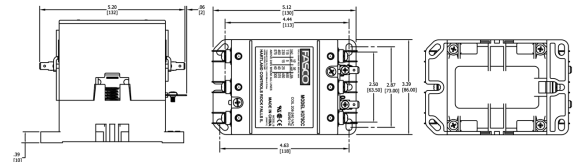



FIG. D H375AC, H375BC, H375CC, H390AC, H390BC, H390CC

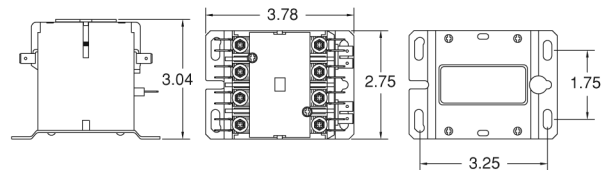



FIG. E H430A, H430B, H430C

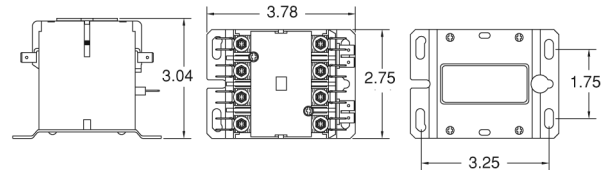



FIG. A H440A, H440B, H440C

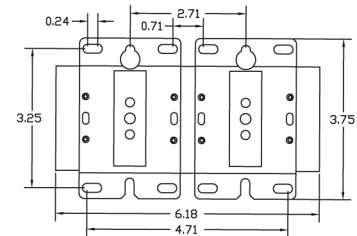


FIG. G H3R30A, H3R30B, H3R30C



FIG. H H6S



FIG. I H7S




FIG. J H9S

Thermally protected • UL recognized • CSA or ULc certified
NOTE: Rotation is determined by looking at shaft end. Shaft length is measured from motor face.



FASCO MODEL	POLE	FL INDUCTIVE AMPS	LOCKED ROTOR AMPS 240/480/600	RES. AMPS	COIL AC VOLTS	COIL VA INRUSH 60 HZ	COIL VA SEALED 60 HZ	COIL VA INRUSH 50 HZ	COIL VA SEALED 50 HZ	HP 120V 1 PH	HP 240V 1 PH	FIG.
H130A	1	30	150/125/100	40	24	28	5	31	6	1	2	A
H130B	1	30	150/125/100	40	120	28	5	31	6	1	2	A
H130C	1	30	150/125/100	40	208/240	28	5	31	6	1	2	A
H140A	1	40	240/160/120	50	24	28	5	31	6	2	3	B
H140B	1	40	240/160/120	50	120	28	5	31	6	2	3	B
H140C	1	40	240/160/120	50	208/240	28	5	31	6	2	3	B
H230A	2	30	150/125/100	40	24	30	6.5	33	8	2	3	C
H230B	2	30	150/125/100	40	120	30	6.5	33	8	2	3	C
H230C	2	30	150/125/100	40	208/240	30	6.5	33	8	2	3	C
H240A	2	40	240/160/120	50	24	30	6.5	33	8	2	3	D
H240B	2	40	240/160/120	50	120	30	6.5	33	8	2	3	D
H240C	2	40	240/160/120	50	208/240	30	6.5	33	8	2	3	D

SINGLE POLE



FIG. A H130A, H130B, H130C

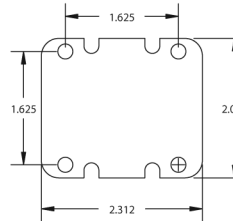
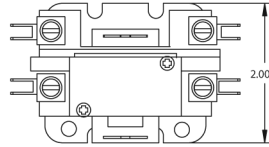
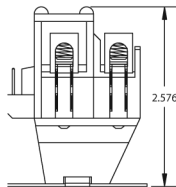


FIG. B H140A, H140B, H140C

TWO POLE



FIG. C H230A, H230B, H230C

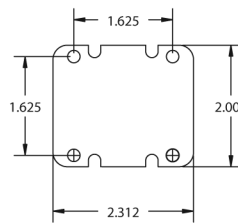
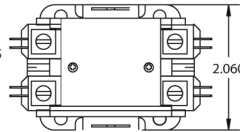
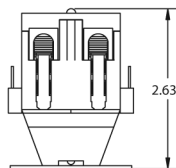


FIG. D H240A, H240B, H240C

- Fasco contactors meet specifications for devices up to 600 VAC in accordance with UL Bulletin No. 508, "Industrial Control Equipment."
- Coils have Class B insulation.
- 30 Amp - Screws and quick connect terminals.
- 40 Amp - Lugs and quick connect terminals.